

Name of the Company :SOUTHERN MEGNESIUM & CHEMICALS LTD

Scrip Code:		SOUTHERN MEGNESIUM & CHEMICALS LTD	
Quarter Ended: JUN'2015			
Partly Paid-up Shares:	No.of Partly Paid-up Shares:	As a % of total No. of partly paid-up Shares	As a % of total No. of shares of the company
Held by promoter/promoter group	0	0	0
Held by Public	0	0	0
TOTAL:	0	0	0
Outstanding Convertible Securites:	No. of outstanding Securities	As a % of total No. of outstanding convertible securities	As a % of total No. of shares of the company, assuming full conversion of the convertible securities
Held by promoter/promoter group	0	0	0
Held by Public	0	0	0
TOTAL:	0	0	0
Warrants:	No. of Warrants	As a % of total No. of Warrants	As a % of total No. of shares of the company, assuming full conversion of warrants
Held by promoter/promoter group	0	0	0
Held by Public	0	0	0
TOTAL:	0	0	0
Total paid-up capital of the company, assuming full conversion of warrants and convertible securities	3000000		

for Southern Magnesium And Chemicals Limited



Joint Managing Director

Table I (a) - Statement Showing Share Holding Pattern

Category code	Category of Shareholder	Number of Shareholders	Total Number of shares	Number of shares held in dematerialised form	Total shareholding as a percentage of total number of shares		Shares pledged or otherwise encumbered	
					As a Percentage of (A+B)1	As a Percentage of (A+B+C)	Number of Shares	As a percentage
(I)	(II)	(III)	(IV)	(V)	(VI)	(VII)	(VII)	(IX)=(VIII)/(IV)* 100
(A)	Shareholding of Promoter and Promoter Group							
1	Indian							
(a)	Individuals/Hindu Undivided Family	33	1623800	1116142	54.13	54.13	0	0
(b)	Central Government/State Government(s)	0	0	0	0	0	0	0
(c)	Bodies Corporate	1	75000	0	2.5	2.5	0	0
(d)	Financial Institutions/Banks	0	0	0	0	0	0	0
(e)	Any Others(Specify)	0	0	0	0	0	0	0
(e-i)	Mutual Funds	0	0	0	0	0	0	0
(e-ii)	Trusts	0	0	0	0	0	0	0
	Sub Total (A)(1)	34	1698800	1116142	56.63	56.63	0	0
2	Foreign							
(a)	Individuals (Non Resident Indians/Foreign Individuals)	0	0	0	0	0	0	0
(b)	Bodies Corporate	0	0	0	0	0	0	0
(c)	Institutions	0	0	0	0	0	0	0
(d)	Qualified Foreign Investor	0	0	0	0	0	0	0
(e)	Any Others(Specify)	0	0	0	0	0	0	0
(e-i)	Overseas Corporate Bodies	0	0	0	0	0	0	0
(e-ii)		0	0	0	0	0	0	0
	Sub Total (A)(2)	0	0	0	0	0	0	0
	Total Shareholding of Promoter and Promoter Group (A)=(A)(1)+(A)(2)	34	1698800	1116142	56.63	56.63	0	0
(B)	Public Shareholding							
1	Institutions							
(a)	Mutual Funds/UTI	0	0	0	0	0	0	0
(b)	Financial Institutions/Banks	1	98000	98000	3.27	3.27	0	0
(c)	Central Government/State Government(s)	0	0	0	0	0	0	0
(d)	Venture Capital Funds	0	0	0	0	0	0	0
(e)	Insurance Companies	0	0	0	0	0	0	0
(f)	Foreign Institutional Investors	0	0	0	0	0	0	0
(g)	Foreign Venture Capital Investors	0	0	0	0	0	0	0
(h)	Qualified Foreign Investor	0	0	0	0	0	0	0
(i)	Any Others(Specify)	0	0	0	0	0	0	0
(i-i)	Foreign Companies	0	0	0	0	0	0	0
(i-ii)		0	0	0	0	0	0	0
	Sub Total (B)(1)	1	98000	98000	3.27	3.27	0	0
B2	Non-Institutions							
(a)	Bodies Corporate	10	340800	900	11.36	11.36	0	0
(b)	Individuals							
(i)	Individual shareholders holding nominal share capital upto Rs.1 lakh	3907	729300	11300	24.31	24.31	0	0
(ii)	Individual shareholders holding nominal share capital in excess of Rs.1 lakh	7	132400	0	4.41	4.41	0	0
(c)	Qualified Foreign Investor	0	0	0	0	0	0	0
(d)	Any Others(Specify)							
(d-i)	Non Resident Indians	0	0	0	0	0	0	0
(d-ii)	Overseas Corporate Bodies	0	0	0	0	0	0	0
(d-iii)	Trusts	0	0	0	0	0	0	0
(d-iv)	Employees	0	0	0	0	0	0	0
(d-v)	Clearing Members	2	700	700	0.02	0.02	0	0
(d-vi)	Foreign Nationals	0	0	0	0	0	0	0
(d-vii)	Foreign Portfolio Investor (Individuals)	0	0	0	0	0	0	0
(d-viii)	Foreign Portfolio Investor (Corporate)	0	0	0	0	0	0	0
	Sub Total (B)(2)	3926	1203200	12900	40.11	40.11	0	0
	Total Public Shareholding (B)=(B)(1)+(B)(2)	3927	1301200	110900	43.37	43.37	0	0
	Total (A)+(B)	3961	3000000	1227042	100	100	0	0
(C)	Shares held by Custodians and against Depository Receipts have been issued							
1	Shareholding of Promoter and Promoter Group	0	0	0	0	0	0	0
2	Public Shareholding	0	0	0	0	0	0	0
	Grand Total (A)+(B)+(C)	3961	3000000	1227042	100	100	0	0

For Southern Magnesium And Chemicals Limited

Joint Managing Director

(I)(b) Statement showing holding of securities (including shares, warrants, convertible securities) of persons belonging to the category "Promoter and Promoter Group"

Sr No	Name of the Shareholders	Details of Shares held		Encumbered shares(*)			Details of warrants		Details of convertible securities		Total shares (including underlying shares assuming full conversion of warrants and convertible securities) as a % of diluted share capital
		Number of Shares	As a % of grand Total (A)+(B)+(C)	Number	As a Percentage (V)/(VI)*100	As a % of grand total (A)+(B)+(C) of sub-clause (I)(a)	Number of warrants held	As a % total number of warrants of the same class	Number of Convertible securities held	As a % total number of securities of the same class	
1	RAVI PRASAD NUTHAKKI	383148	12.77	0	0	0	0	0	0	0	12.77
2	N RAJENDER PRASAD	248398	8.28	0	0	0	0	0	0	0	8.28
3	ANANTHA LAKSHMI N	233998	7.8	0	0	0	0	0	0	0	7.8
4	RAM PRASAD NUTHAKKI	180298	6.01	0	0	0	0	0	0	0	6.01
5	N RANGA PRASAD	138298	4.61	0	0	0	0	0	0	0	4.61
6	N RANGA PRASAD	92900	3.1	0	0	0	0	0	0	0	3.1
7	GPL FINANCE & INVESTMENTS LTD	75000	2.5	0	0	0	0	0	0	0	2.5
8	NAGA RATNA N	64100	2.14	0	0	0	0	0	0	0	2.14
9	R V MULLAPUDI	62500	2.08	0	0	0	0	0	0	0	2.08
10	RAGHU V BATTA	49760	1.66	0	0	0	0	0	0	0	1.66
11	N RAMA PARVATI	32100	1.07	0	0	0	0	0	0	0	1.07
12	P A RAMAYYA	20000	0.67	0	0	0	0	0	0	0	0.67
13	P NARENDRANATH CHOWDARY	20000	0.67	0	0	0	0	0	0	0	0.67
14	RANGA PRASAD	16300	0.54	0	0	0	0	0	0	0	0.54
15	P SUJATHA	10000	0.33	0	0	0	0	0	0	0	0.33
16	P S R V K RANGA RAO	10000	0.33	0	0	0	0	0	0	0	0.33
17	P V KRISHNA RAO	10000	0.33	0	0	0	0	0	0	0	0.33
18	RANGA PRASAD	10000	0.33	0	0	0	0	0	0	0	0.33
19	URMI PRASAD N	6200	0.21	0	0	0	0	0	0	0	0.21
20	N RAVI PRASAD	5000	0.17	0	0	0	0	0	0	0	0.17
21	P RAVI	5000	0.17	0	0	0	0	0	0	0	0.17
22	P V RAYUDU	5000	0.17	0	0	0	0	0	0	0	0.17
23	A SUBHADRA	3000	0.1	0	0	0	0	0	0	0	0.1
24	S SATYANARAYANA MURTHY	2500	0.08	0	0	0	0	0	0	0	0.08
25	N B PRASAD	2500	0.08	0	0	0	0	0	0	0	0.08
26	N RANGA PRASAD	1800	0.06	0	0	0	0	0	0	0	0.06
27	RATNAM BODAPATI	1800	0.06	0	0	0	0	0	0	0	0.06
28	VENKATA SESHAGIRIRAO DEVULAPALLI	1800	0.06	0	0	0	0	0	0	0	0.06
29	RAMBABU MULLAPUDI	1800	0.06	0	0	0	0	0	0	0	0.06
30	SRI HARANADH KATRAGADDA	1800	0.06	0	0	0	0	0	0	0	0.06

SOM_Patt_20150630

Joint Managing Director

for Southern Magnesium And Chemicals Limited

31	SATYANARAYANA NANDIGAM	1800	0.06	0	0	0	0	0	0	0	0	0	0.06
32	SRINIVASA RAO VUPPULURI	1700	0.06	0	0	0	0	0	0	0	0	0	0.06
33	RAMBABU MULLAPUDI	200	0.01	0	0	0	0	0	0	0	0	0	0.01
34	N RAJENDER PRASAD	100	0	0	0	0	0	0	0	0	0	0	0
Total:		1698800	56.63	0	0	0	0	0	0	0	0	0	56.63

(*) The term "encumbrance" has the same meaning as assigned to it in regulation 28(3) of the SAST Regulations, 2011.

for Southern Magnesium And Chemicals Limited

Handwritten Signature
 Managing Director

(I)(C)(i) Statement showing holding of securities (including shares, warrants, convertible securities) of persons belonging to the category "Public" and holding more than 1% of the total number of shares

Sr No	Name of the Shareholders	Number of Shares held	Shares as a percentage of total number of shares (i.e., Grand Total (A)+(B)+(C) indicated in Statement at para (I)(a) above)	Details of warrants		Details of convertible securities		Total shares (including underlying shares assuming full conversion of warrants and convertible securities) as a % of diluted share capital
				Number of warrants held	As a % total number of warrants the same class	Number of Convertible securities held	As a % total number of securities of the same class	
1	ANDHRA PRADESH INDUSTRIAL DEV CORP	337500	11.25	0	0	0	0	11.25
2	ICICI BANK LIMITED	98000	3.27	0	0	0	0	3.27
3	G LAXMI	38000	1.27	0	0	0	0	1.27
	Total:	473500	15.79	0	0	0	0	15.79

for Southern Magnesium And Chemicals Limited



Joint Managing Director

(I) (C) (ii) Statement showing holding of securities (including shares, warrants, convertible securities) of persons (together with PAC) belonging to the category "Public" and holding more than 5% of the total number of shares of the company

Sr No	Name(s) of the Shareholder(s) and Persons Acting in Concert (PAC) with them	Number of Shares held	Shares as a percentage of total number of shares (i.e., Grand Total (A)+(B)+(C) indicated in Statement at para (I)(a) above)	Details of warrants		Details of convertible securities		Total shares (including underlying shares assuming full conversion of warrants and convertible securities) as a % of diluted share capital
				Number of warrants held	As a % total number of warrants of the same class	Number of Convertible securities held	As a % total number of securities of the same class	
1	ANDHRA PRADESH INDUSTRIAL DEV CORP	337500	11.25	0	0	0	0	11.25
	Total:	337500	11.25	0	0	0	0	11.25

ret Southern Magnesium And Chemicals Limited

Abhy LAD


Joint Managing Director

SOM_Patt_20150630

(I)(d) Statement showing details of locked-in shares

Sr No	Name of the Shareholders	Number of Shares	Shares as a percentage of total number of shares(i.e., Grand Total (A)+(B)+(C) indicated in Statement at para (I)(a) above)	Promoter / Promoter Group / Public
	Total:	0	0	

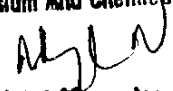
for Southern Magnesium And Chemicals Limited


Joint Managing Director

(II)(a) Statement showing details of Depository Receipts (DRs)


Sr No	Type of outstanding DR (ADRs, GDRs, SDRs, etc.)	Number of outstanding DRs	Number of Shares underlying outstanding DRs	Shares underlying outstanding DRs as a percentage of total number of shares (i.e., Grand Total (A)+(B)+(C) indicated in Statement at para (I)(a) above)
	Total:	0	0	0

for Southern Magnesium And Chemicals Limited


Joint Managing Director

(II)(b) Statement showing holding of Depository Receipts (DRs), where underlying shares held by 'promoter/promoter group' are in excess of 1% of the total number of shares

Sr No	Name of the DR Holder	Type of outstanding DR (ADRs, GDRs, SDRs, etc.)	Number of Shares underlying outstanding DRs	Shares underlying outstanding DRs as a percentage of total number of shares (i.e., Grand Total (A)+(B)+(C) indicated in Statement at para (I)(a) above)
	Total:		0	0

for Southern Magnesium And Chemicals Limited

 Joint Managing Director

(III) (a) Statement showing the voting pattern of shareholders if more than one class of shares/securities is issued by the issuer. Give description of voting rights for each class of security
 Class X: Equity
 Class Y: Not Applicable
 Class Z: Not Applicable

Category code	Category of Shareholder	Number of Voting Rights held in each class of securities				Total Voting Rights (III+IV+V) (VI)	Total Voting Rights i.e. (VII)	
		Class X (III)	Class Y (IV)	Class Z (V)	(VI)		As a percentage of (A+B) (VII)	As a percentage of (A+B+C) (VIII)
(A)	Shareholding of Promoter and Promoter Group							
1	Indian							
(a)	Individuals/Hindu Undivided Family	1623800	0	0	1623800	54.13	54.13	
(b)	Central Government/State Government(s)	0	0	0	0	0	0	
(c)	Bodies Corporate	75000	0	0	75000	2.5	2.5	
(d)	Financial Institutions/Banks	0	0	0	0	0	0	
(e)	Any Others(Specify)	0	0	0	0	0	0	
(e-i)	Mutual Funds	0	0	0	0	0	0	
(e-ii)	Trusts	0	0	0	0	0	0	
	Sub Total (A){1}	1698800	0	0	1698800	56.63	56.63	
2	Foreign							
(a)	Individuals (Non Resident Indians/Foreign Individuals)	0	0	0	0	0	0	
(b)	Bodies Corporate	0	0	0	0	0	0	
(c)	Institutions	0	0	0	0	0	0	
(d)	Qualified Foreign Investor	0	0	0	0	0	0	
(e)	Any Others(Specify)	0	0	0	0	0	0	
(e-i)	Overseas Corporate Bodies	0	0	0	0	0	0	
(e-ii)		0	0	0	0	0	0	
	Sub Total (A){2}	0	0	0	0	0	0	
	Total Shareholding of Promoter and Promoter Group (A)=(A){1}+(A){2}	1698800	0	0	1698800	56.63	56.63	
(B)	Public Shareholding							
1	Institutions							
(a)	Mutual Funds/UTI	0	0	0	0	0	0	
(b)	Financial Institutions/Banks	98000	0	0	98000	3.27	3.27	
(c)	Central Government/State Government(s)	0	0	0	0	0	0	
(d)	Venture Capital Funds	0	0	0	0	0	0	
(e)	Insurance Companies	0	0	0	0	0	0	
(f)	Foreign Institutional Investors	0	0	0	0	0	0	
(g)	Foreign Venture Capital Investors	0	0	0	0	0	0	
(h)	Qualified Foreign Investor	0	0	0	0	0	0	
(i)	Any Others(Specify)	0	0	0	0	0	0	
(i-i)	Foreign Companies	0	0	0	0	0	0	
(i-ii)		0	0	0	0	0	0	
	Sub Total (B){1}	98000	0	0	98000	3.27	3.27	
B2	Non-Institutions							
(a)	Bodies Corporate	340800	0	0	340800	11.36	11.36	
(b)	Individuals							
(i)	Individual shareholders holding nominal share capital upto Rs.1 lakh	729300	0	0	729300	24.31	24.31	
(ii)	Individual shareholders holding nominal share capital in excess of Rs.1 lakh	132400	0	0	132400	4.41	4.41	
(c)	Qualified Foreign Investor	0	0	0	0	0	0	
(d)	Any Others(Specify)							
(d-i)	Non Resident Indians	0	0	0	0	0	0	
(d-ii)	Overseas Corporate Bodies	0	0	0	0	0	0	
(d-iii)	Trusts	0	0	0	0	0	0	
(d-iv)	Employees	0	0	0	0	0	0	
(d-v)	Clearing Members	700	0	0	700	0.02	0.02	
(d-vi)	Foreign Nationals	0	0	0	0	0	0	
(d-vii)	Foreign Portfolio Investor (Individuals)	0	0	0	0	0	0	
(d-viii)	Foreign Portfolio Investor (Corporate)	0	0	0	0	0	0	
	Sub Total (B){2}	1203200	0	0	1203200	40.11	40.11	
	Total Public Shareholding (B)=(B){1}+(B){2}	1301200	0	0	1301200	43.37	43.37	
	Total (A)+(B)	3000000	0	0	3000000	100	100	
(C)	Shares held by Custodians and against Depository Receipts have been issued							
1	Shareholding of Promoter and Promoter Group	0	0	0	0	0	0	
2	Public Shareholding	0	0	0	0	0	0	
	Grand Total (A)+(B)+(C)	3000000	0	0	3000000	100	100	

for Southern Magnesium And Chemicals Limited

M. N. N.
 Joint Managing Director